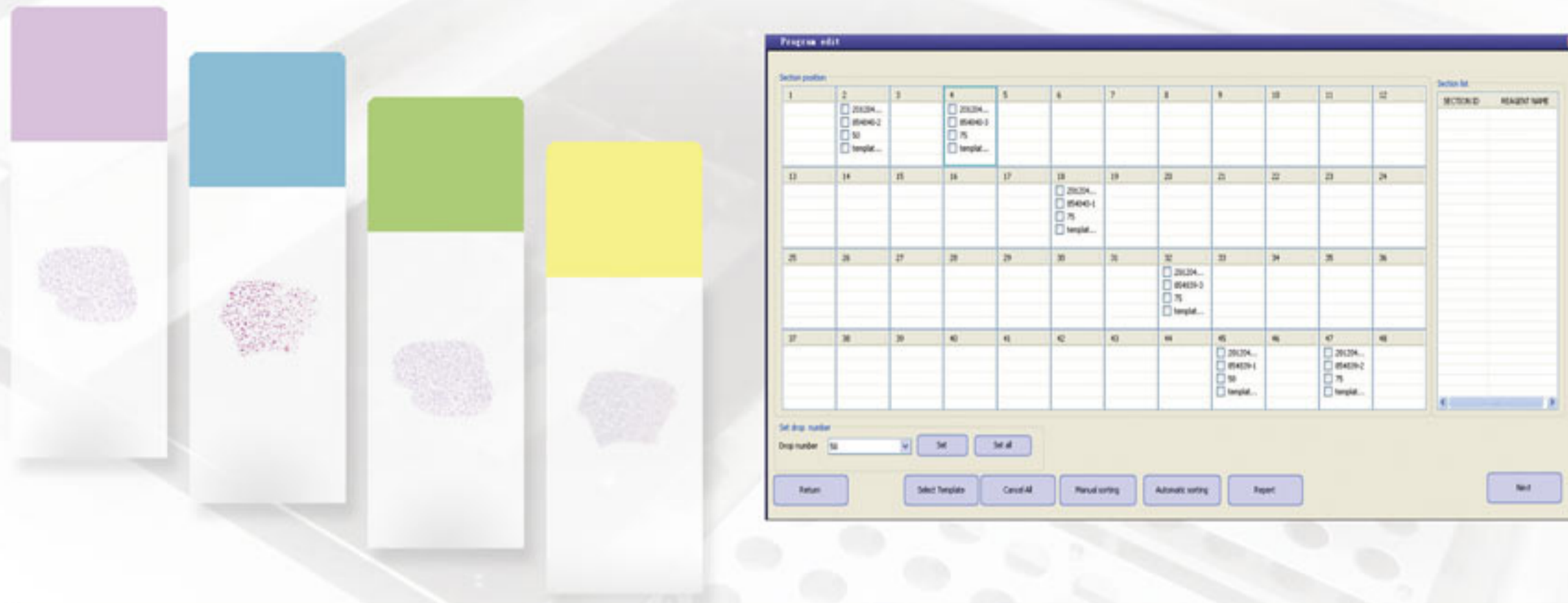


# AIHS 660 Automatic Immunohistochemistry Stainer



BETTER HISTOLOGY SOLUTION  
BETTER LIFE FROM HEALTH



- **User friendly program:** Easily set up and edit program
- **2-D Scan code:** Amos AIHS 660 is compatible with 2-D Scan code data recording system.
- **Efficient bulk labeling input:** A number of slide labels can be bulk inputted to program.
- **Real-time reagent managing:** Automatically calculate the total required reagent volume for the entire experiment to help pathologists to easily manage the reagents volume as well as reduce waste.
- **Optimized program:** The very active robot simultaneously moving, dispensing and ensuring high throughout and rapid turnaround.
- **Real time monitoring and recording:** Real time system monitoring and data recording function ensures pathologists can efficiently track details of any staining task from history database.
- **Emergency power supply:** The instrument can be run under UPS power supply in case of emergency.
- **Smart cleaning function:** Instrument records total staining times and automatically activates smart cleaning function
- **Water proof label printing:** water and etch proof labels can be clearly printed
- **Convenient data output:** experimental data and reports can be printed for future reference.


## Technical Parameters:

- Capacity: 48 slides
- Number of reagent containers: 64 reagents ( 5ml for each)
- Reagent titer increment: 50ul, 75ul, 100ul, 150ul, 200ul, 250ul .
- Outside dimensions(W × D × H): 1015 × 665 × 520 mm
- Power supply: 220V ± 10% at 50/60Hz or 110V ± 10% at 50/60Hz
- Power: ≤950W
- Heating Module : temperature from ambient to 99°C
- Weight: about 131Kg



AMOS SCIENTIFIC PTY.LTD.  
Address: 37/632 CLAYTON ROAD , CLAYTON SOUTH VIC 3169 , AUSTRALIA  
Tel: +61-3-95518850 Fax: +61-3-95516885  
Website: www.amos-scientific.com  
Email : info@amos-scientific.com

# AIHS 660 IMMUNOHISTOCHEMISTRY STAINER




**Nozzle internal cleaning function:**  
The internal surface of nozzle automatically cleaned to avoid contamination.



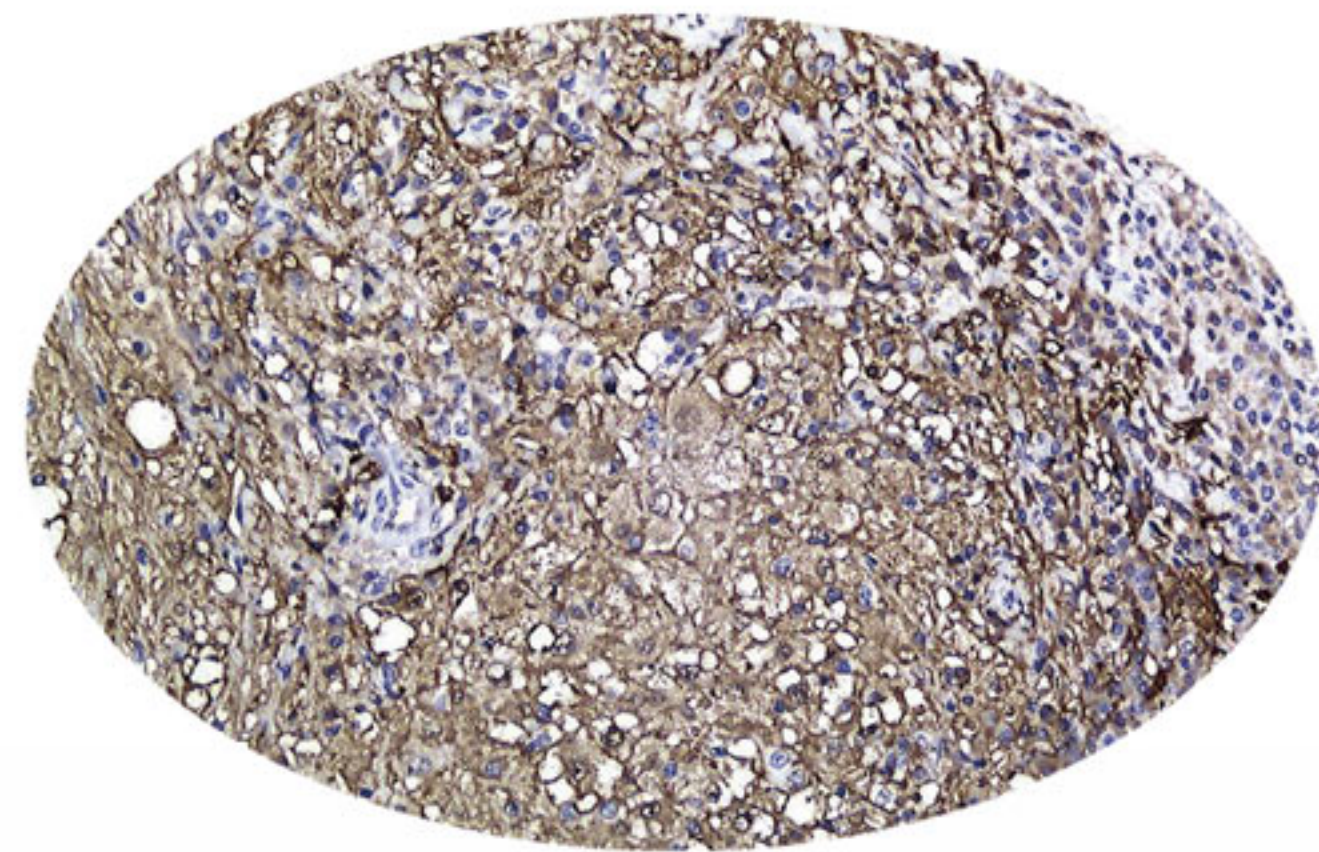
**Slide loading frame with convenient loading.**  
Keep the slice smooth and stable.



**64 kinds of reagent location frame.**  
The reagent bottle can be taken out and place the antibody in the refrigerator after its usage.



**Flexible positioning program:**  
Reagents/antibodies can be accurately dispensed to 3 positions on the same slide respectively.



The standardization of the test method of Immunostainer is becoming more and more important with the wide use of the Immunostainer technology in the modern pathologic diagnosis because it has a bearing on the prognosis and treatment of the patient.

The Amos AIHS 660, fully automated IHC staining instrument, offers several benefits to improve the workflow in the pathology laboratories for ensuring the pathologists only receive the consistent and high-quality slides that help ensure patients get accurate answers in a cost effective way. The automated procedures in AIHS 660 include (1)Dewax (2)Antigen Retrieval (3)Blocking (4)Antibodies staining (5)DAB chromogen incubating (6)Hematoxylin staining .

- **Compatible system with wide range antibody manufacturers:** Amos HIS 660 utilizes an open source staining system, so pathologists are able to choose any antibody from any manufacturer.
- **Wider range of specimens:** Paraffin section, Frozen section, Punctured section, cells smear and marrow section
- **The excellent expansibility:** A number of different staining protocols can be performed according to the pathologists special requirements.
- **Independent heating and monitoring modules:** It consists of 48 independent heating modules and 48 independent thermostats. Moreover, these 48 slides can be incubated independently to achieve special staining requirements.
- **Real-time temperature monitoring:** Once the main program has been set up, the instrument automatically monitors and controls the 48 independent heating modules to accurately match the incubating temperature for different steps in a real-time way.
- **Advanced evaporation proof function:** The optimized solvent membrane can cover staining area completely to reduce the chances of non-specific dark background staining caused by antibody master mix evaporation
- **Exceptionally low dispense:** The minimum dispensing volume of reagents is 50ul, this means significantly reducing waste.
- **Teflon coated nozzle:** Reagents dispensing nozzle is coated by Teflon to avoid staining contamination.
- **Environmental Friendly system:** The integrated waste collection system makes waste management in an environmental friendly way .